



**News Tracker:**

-Natural gas price movements were mixed over the report week. The Henry Hub spot price rose 9¢ over the report week, from \$3.17/MMBtu on Wednesday, February 25, to \$3.26/MMBtu on Wednesday, March 4. Prices fell at most market locations in the Rockies and the West Coast.

-The NYMEX March 2015 natural gas contract expired Wednesday, February 25, at \$2.894/MMBtu. The April contract moved into the front-month slot and dropped over the week from \$2.862/MMBtu on Wednesday, February 25 to \$2.769/MMBtu on Wednesday, March 4.

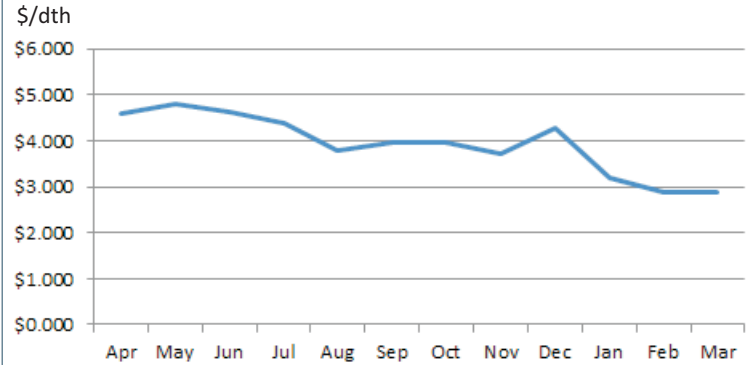
-Working natural gas in storage decreased to 1,710 Bcf as of Friday, February 27, according to the U.S. Energy Information Administration Weekly Natural Gas Storage Report. A net withdrawal from storage of 228 Bcf for the week resulted in storage levels 40.4% above year-ago levels and 7.7% below the five-year average for this week. Temperatures in the Lower 48 states averaged 28.3° for the storage report week, 10.9° cooler than the 30-year normal temperature and 11.3° cooler than the average temperature during the same week last year.

-The natural gas rotary rig count continued to decline, falling by 43 rigs from the previous week, according to data released by Baker Hughes Inc. As of February 27, there were 1,267 total rigs operating in the United States. The natural gas rig count fell by 9 to 280, and the oil rig count fell by 33 to 986.

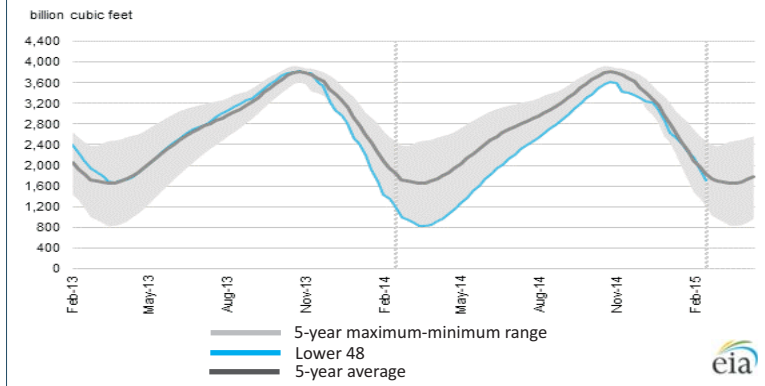
-The natural gas plant liquids composite price increased by 7¢ to \$5.94/MMBtu for the week ending February 27. All Mont Belvieu NGL spot prices except propane were up this week. Ethane prices increased 8.2%, and natural gasoline, butane, and isobutane prices increased by between 1.1% and 1.3%. Propane prices declined by 1.6%.



**Monthly NYMEX Natural Gas Settle Price Apr 2014 - Mar 2015:**



**Working nat. gas in underground storage as of February 27, 2015:**

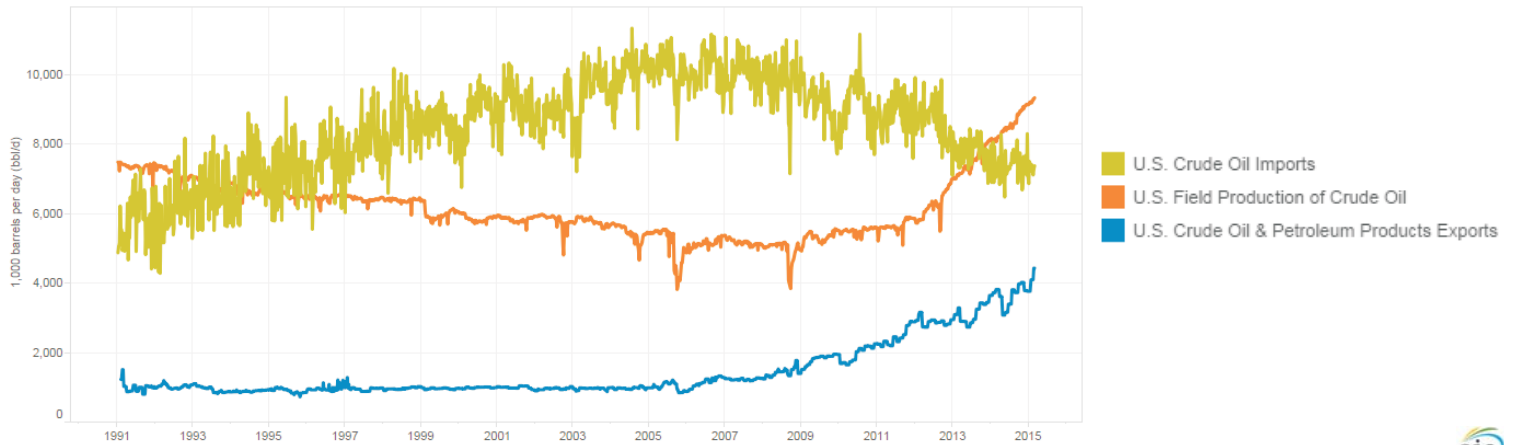


**Forward 12-month NYMEX natural gas strip price - Apr15-Mar16:**

Process Load-weighted - \$3.041/dth  
Heat Load-weighted - \$3.117/dth

**US crude oil statistics provide insight into the US economy:**

Weekly U.S. Crude Oil Statistics



“The real man smiles in trouble, gathers strength from distress, and grows brave by reflection.” -Thomas Paine