
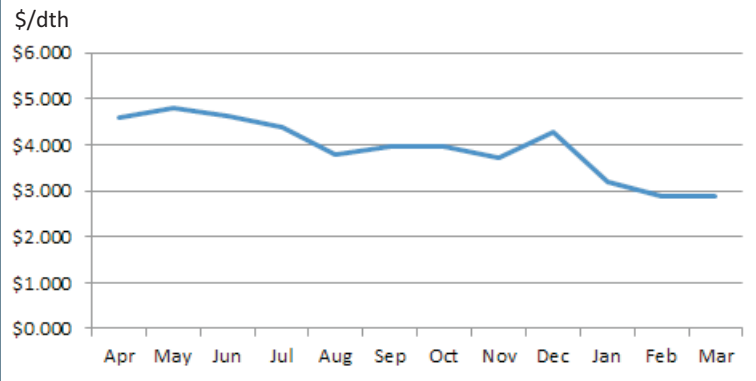




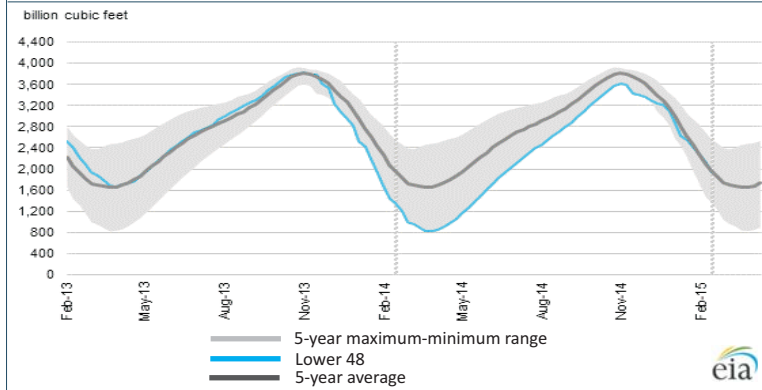
News Tracker:

- Natural gas prices increased at most market locations through the report week (February 18th to February 25th, as much of the country continued to experience cold temperatures. The Henry Hub spot price posted a 26¢ (9%) gain from \$2.93/MMBtu on Wednesday, February 18, to \$3.19/MMBtu on Wednesday, February 25.
- NYMEX March 2015 natural gas futures remained below \$3/MMBtu, opening the report week at \$2.831/MMBtu and settling at \$2.894/MMBtu. The 12-month strip, which averages the March 2015 through February 2016 contracts, remained essentially unchanged, closing the week at \$2.952/MMBtu yesterday.
- Working natural gas in storage decreased to 1,938 Bcf as of Friday, February 20, according to the U.S. Energy Information Administration Weekly Natural Gas Storage Report. A net withdrawal from storage of 219 Bcf for the week resulted in storage levels 42.3% above year-ago levels and 1.5% below the five-year average for this week. Temperatures during the storage report week were significantly cooler than normal. Temperatures in the Lower 48 states averaged 27.4° for the storage report week, 18.0° cooler than the 30-year normal temperature and 13.7° cooler than the average during the same week last year. There were 263 population-weighted heating degree days during the storage report week, 75 higher than the 5-year average and 67 higher than during the same period last year.
- The total U.S. rotary rig count continued to decline but at half the rate of recent weeks, dropping 48 units to 1,310 active units, 461 below the year-ago count, according to data reported by Baker Hughes Inc. The natural gas rig count fell by 11 units to 289, while the oil rig count fell by 37 units to 1,019. The largest declines occurred in the Permian and Eagle Ford basins, where rigs fell by 125 and 61 units, respectively.
- The natural gas plant liquids composite price increased by 30¢ to \$5.87/MMBtu for the week ending February 20. All Mont Belvieu NGL spot prices were up this week, led by the 9% increase in propane prices from \$6.10/MMBtu to \$6.65/MMBtu, as severe cold weather continued in many regions across the country increasing demand for home heating fuel. The ethane and natural gasoline spot prices increased by 5.3% and 2.7%, respectively, while butane increased by 2.8% and isobutane by 3.0%. 

Monthly NYMEX Natural Gas Settle Price Apr 2014 - Mar 2015:



Working nat. gas in underground storage as of February 20, 2015:

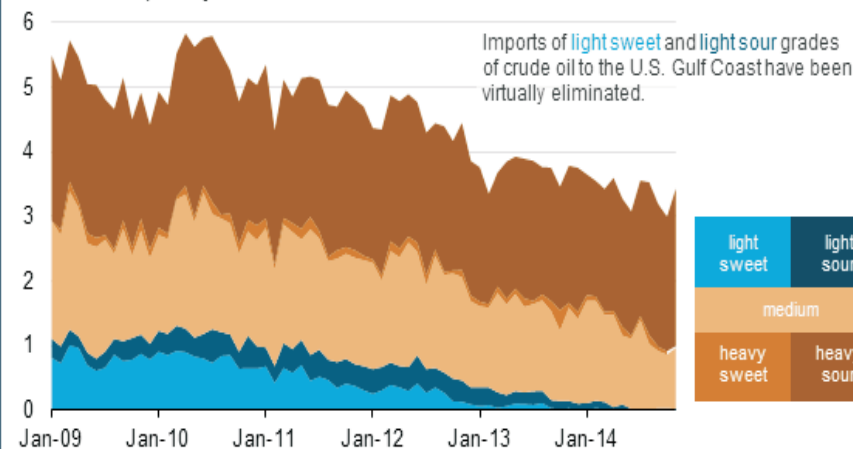


Forward 12-month NYMEX natural gas strip price - Apr15-Mar16:

Process Load-weighted - \$2.960/dth
Heat Load-weighted - \$3.050/dth

Light-sweet crude oil imports to U.S. Gulf Coast virtually eliminated:

Monthly crude oil imports to the U.S. Gulf Coast by type, Jan 2009-Nov 2014
million barrels per day



The increase in U.S. shale and tight crude oil production has resulted in a decrease of crude oil imports to the U.S. Gulf Coast area, particularly for light-sweet and light-sour crude oils. Historically, Gulf Coast refineries have imported as much as 1.3 million barrels per day (bbl/d) of light-sweet crude oil, more than any other region of the country. Beginning in 2010, improvements to the crude distribution system and sustained increases in production in the region (in the Permian and Eagle Ford basins) have significantly reduced light crude imports. Since September 2012, imports of light-sweet crude oil to the Gulf Coast have regularly been less than 200,000 bbl/d. Similarly, Gulf Coast imports of light crude with higher sulfur content (described as light-sour) have declined and have been less than 200,000 bbl/d since July 2013.

“Fans don’t boo nobodies.” -Reggie Jackson