

## Newstracker:

-Natural gas spot prices rose at most locations from Wednesday, July 22 to Wednesday, July 29 (the Report Week). The Henry Hub spot price rose from a low of \$1.64 per million British thermal units (MMBtu) to \$1.75/MMBtu from start to finish of the Report Week.

-At the New York Mercantile Exchange (Nymex), the August 2020 natural gas futures contract expired Wednesday, July 29 at \$1.854/MMBtu, up 17¢/MMBtu from the previous Wednesday. The September 2020 contract price increased to \$1.930/MMBtu, up 21¢/MMBtu from the previous Wednesday. The price of the 12-month strip averaging September 2020 through August 2021 futures contracts climbed 18¢/MMBtu to \$2.620/MMBtu.

-Net natural gas injections into storage totaled 26 Bcf for the week ending July 24, compared with the five-year (201519) average net injections of 33 Bcf and last year's net injections of 56 Bcf during the same week. Working natural gas stocks totaled 3,241 Bcf, which is 429 Bcf (15%) more than the five-year average and 626 Bcf (24%) more than last year at this time.

-Total US consumption of natural gas rose by 0.9% compared with the previous report week, according to data from IHS Markit. Natural gas consumed for power generation climbed by 0.7% week over week, reaching 43.6 Bcf/d on July 27, the highest level so far in summer 2020. Industrial sector consumption increased by 1.3% week over week. In the residential and commercial sectors, consumption increased by 0.6%. Natural gas exports to Mexico decreased 0.9%.

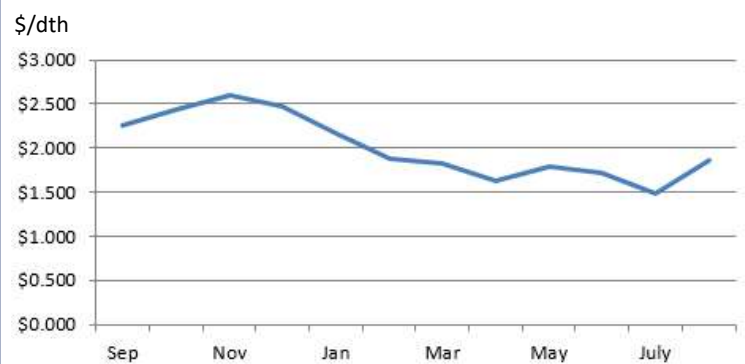
- US LNG exports were flat week over week, with LNG vessels with a combined LNG-carrying capacity of 25 Bcf departing the US between July 23 and July 29, according to shipping data provided by Marine Traffic.

-The natural gas plant liquids composite price at Mont Belvieu, Texas, rose by 22¢/MMBtu, averaging \$4.88/MMBtu for the week ending July 29. The prices of natural gasoline, propane, ethane, butane, and isobutane all rose, by 14%, 5%, 2%, 2%, and 1%, respectively.

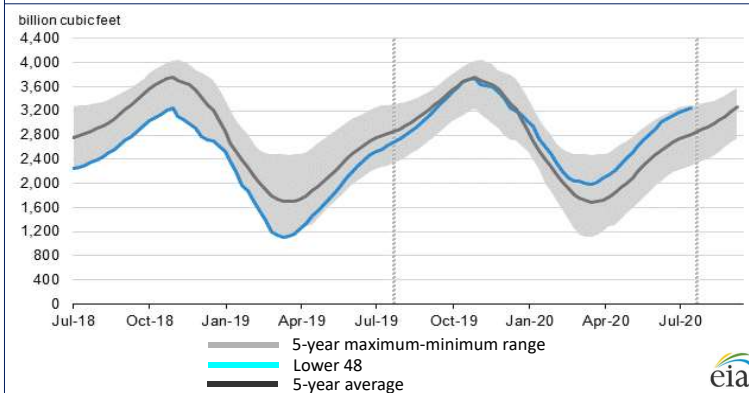
-According to Baker Hughes, for the week ending Tuesday, July 21, the natural gas rig count decreased by 3 to 68, the lowest level on record. The number of oil-directed rigs rose by 1 to 181. The total rig count decreased by 2, and it now stands at 251.

Excerpted from eia

## Monthly NYMEX Natural Gas Settle Price: Sep 2019 - Aug 2020:



## Working natural gas in underground storage as of July 24, 2020



## Forward 12-month NYMEX natural gas strip price - Sep20-Aug21:

Process Load-weighted \$2.620/dth - w/o/w = ▲\$0.177  
 Typical Heat Load-weighted \$2.758/dth - w/o/w = ▲\$0.185

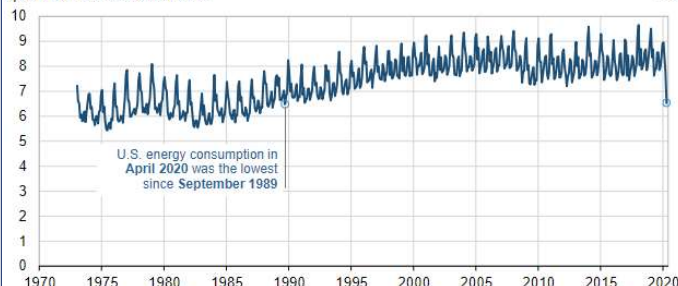
## US energy consumption in April 2020 fell to its lowest level in more than 30 years:

The US consumed 6.5 quadrillion British thermal units of energy in April 2020, the lowest monthly energy consumption since September 1989. Energy consumption in April 2020 was 14% lower than in April 2019, the largest year-over-year decrease in the US Energy Information Administration's (EIA) monthly total energy consumption, a data series that dates back to 1973.

Before April 2020, the largest year-over-year change in US total energy consumption occurred between December 2000 and December 2001, when consumption decreased by about 10% because of economic and weather-related factors. The third-largest decrease was between March 2019 and March 2020. April is a month with relatively low energy consumption in the US: in 14 of the past 20 years, April has been the month with the lowest total energy consumption in the year. April's typically mild temperatures reduce energy demand for heating and cooling. US petroleum consumption decreased 27% and was the lowest monthly petroleum consumption in the US since May 1983. Natural gas consumption increased 2% from April 2019. Residential consumption of natural gas was 15% higher in April 2020 than in April 2019, and was the main factor leading to the increase in total natural gas consumption. Coal consumption fell to its lowest point in EIA's monthly records in April, falling 27% from April 2019. Electricity end-use consumption in April 2020 decreased 4% from April 2019 (its lowest level since November 2001). Consumption of electricity by the commercial and industrial sectors declined by 11% and 9%, respectively, from levels in April 2019.

Excerpted from eia

U.S. monthly total energy consumption (Jan 1973–Apr 2020) quadrillion British thermal units



"Talkers are usually more articulate than doers, since talk is their specialty." -Thomas Sowell<sup>1</sup>

This newsletter is provided to you for informational purposes only. The Legacy Energy Group, LLC makes no representations or warranties concerning the accuracy of the information contained herein and assumes no liability for any errors or omissions in the content herein. It is not intended to provide advice or recommendation. The Legacy Energy Group, LLC is a Virginia limited liability company with offices in Virginia and Michigan, and serves clients throughout the United States and Canada.

©1999-2020 The Legacy Energy Group, LLC

<sup>1</sup>[https://www.brainyquote.com/quotes/thomas\\_sowell\\_381912](https://www.brainyquote.com/quotes/thomas_sowell_381912)