
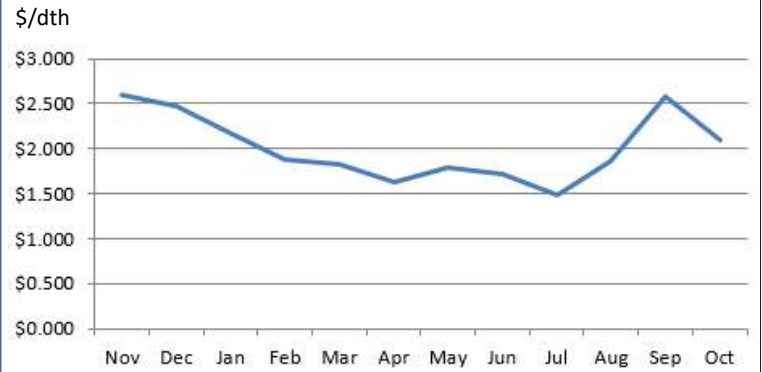


## Newstracker:

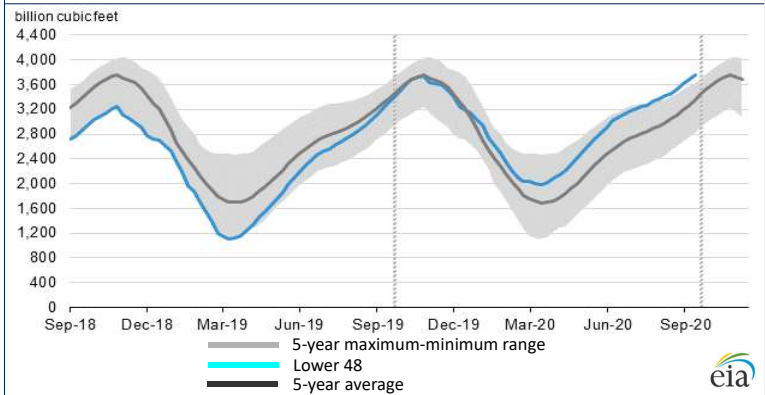
- Natural gas spot prices fell at most locations for the Report Week of Wednesday, September 23 to Wednesday, September 30. The Henry Hub spot price fell from \$1.74 per million British thermal units (MMBtu) to \$1.63/MMBtu from open to close of the Report Week.
- At the New York Mercantile Exchange (Nymex), the October 2020 natural gas futures contract expired September 28 at \$2.101/MMBtu, down 2¢/MMBtu the previous Wednesday. The November 2020 contract price decreased to \$2.527/MMBtu, down 27¢/MMBtu from the previous Wednesday. The price of the 12-month strip averaging November 2020 through October 2021 futures contracts declined 7¢/MMBtu to \$2.901/MMBtu.
- Net natural gas injections into storage totaled 76 Bcf for the week ending September 25, compared with the five-year (2015-19) average net injections of 78 Bcf and last year's net injections of 109 Bcf during the same week. Working natural gas stocks totaled 3,756 Bcf, which is 405 Bcf (12%) more than the five-year average and 471 Bcf (14%) more than last year at this time.
- Total US consumption of natural gas rose by 0.4% compared with the previous report week, according to data from IHS Markit. Natural gas consumed for power generation climbed by 3.8%. In the residential and commercial sectors, consumption declined by 7.5% amid seasonal fall temperatures. Industrial sector consumption decreased by 0.5% week over week. Natural gas exports to Mexico decreased 1.5%. Natural gas deliveries to US LNG export facilities averaged 6.5 Bcf/d, or 0.45 Bcf/d higher than last week.
- US LNG exports increased week over week as fourteen LNG vessels with a combined LNG-carrying capacity of 50 Bcf departed the US between September 24 and September 30, according to shipping data provided by Marine Traffic.
- According to Baker Hughes, for the week ending Tuesday, September 22, the natural gas rig count increased by 2 to 75. The number of oil-directed rigs rose by 4 to 183. The total rig count increased by 6, and it now stands at 261.

Excerpted from 

## Monthly NYMEX Natural Gas Settle Price: Nov 2019 - Oct 2020:



## Working natural gas in underground storage as of Sept. 25, 2020

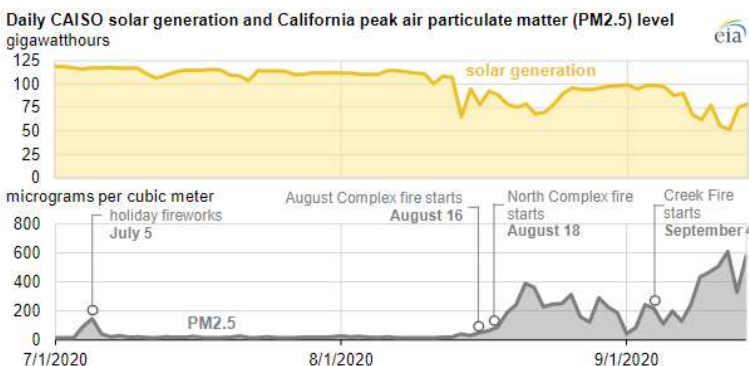



## Forward 12-month NYMEX natural gas strip price - Nov20-Oct21:

Process Load-weighted \$2.901/dth - w/o/w = ▼\$0.073  
Typical Heat Load-weighted \$3.001/dth - w/o/w = ▼\$0.091

## Smoke from California wildfires decreases solar generation in CAISO:

In the first two weeks of Sept. 2020, average solar-powered electricity generation in the California Independent System Operator (CAISO), which covers 90% of utility-scale solar capacity in California, declined nearly 30% from the July 2020 average as wildfires burned across the state. Wildfire smoke contains small, airborne particulate matter particles that are generally 2.5 micrometers or smaller (referred to as PM2.5). This matter reduces the amount of sunlight that reaches solar panels, decreasing solar-powered electricity generation. As of September 28, California wildfires have burned an estimated 3.6 million acres in 2020, an area about the size of Connecticut. Peak California PM2.5 pollution began increasing in mid-August and reached a record high of 659 micrograms per cubic meter ( $\mu\text{g}/\text{m}^3$ ) on September 15, the highest level since record keeping began in 2000. Peak PM2.5 pollution is measured as the daily average value at the testing site that has the highest measured particulate matter concentration on a given day. In July 2020, daily solar-powered electricity generation, which includes generation from solar photovoltaic and solar thermal electric generators, ranged from 104 gigawatthours (GWh) to 119 GWh, averaging 113 GWh for the entire month. Daily solar-powered generation began declining as large wildfires broke out in mid-August, reaching a low of 68 GWh on August 22 before returning to approximately 100 GWh by the end of the month. Solar-powered generation began declining again as wildfire activity rose in September, falling as low as 50 GWh on September 11 as PM2.5 smoke pollution increased.



Excerpted from 

“There are some ideas so wrong that only a very intelligent person could believe in them.” -George Orwell<sup>1</sup>

This newsletter is provided to you for informational purposes only. The Legacy Energy Group, LLC makes no representations or warranties concerning the accuracy of the information contained herein and assumes no liability for any errors or omissions in the content herein. It is not intended to provide advice or recommendation. The Legacy Energy Group, LLC is a Virginia limited liability company with offices in Virginia and Michigan, and serves clients throughout the United States and Canada.

©1999-2020 The Legacy Energy Group, LLC

<sup>1</sup>[https://www.brainyquote.com/quotes/george\\_orwell\\_161223](https://www.brainyquote.com/quotes/george_orwell_161223)